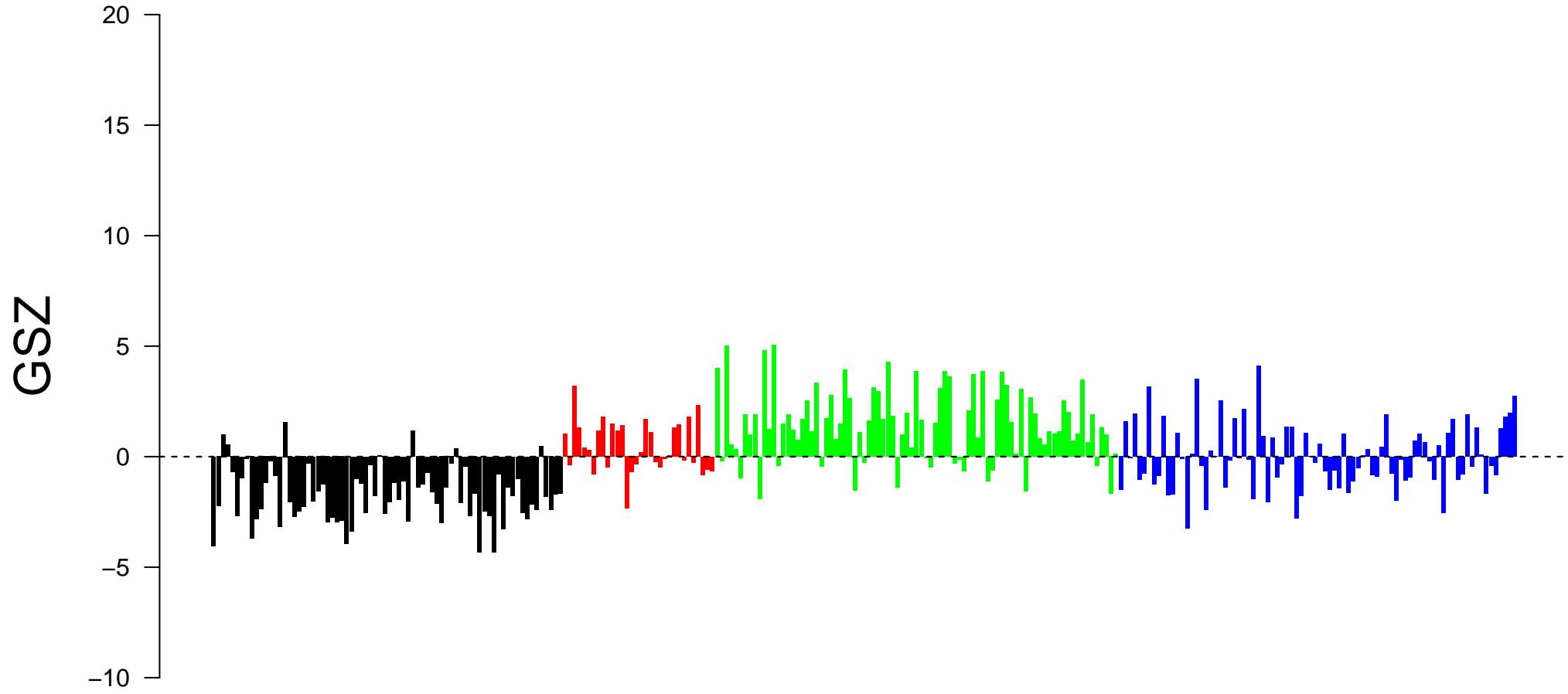
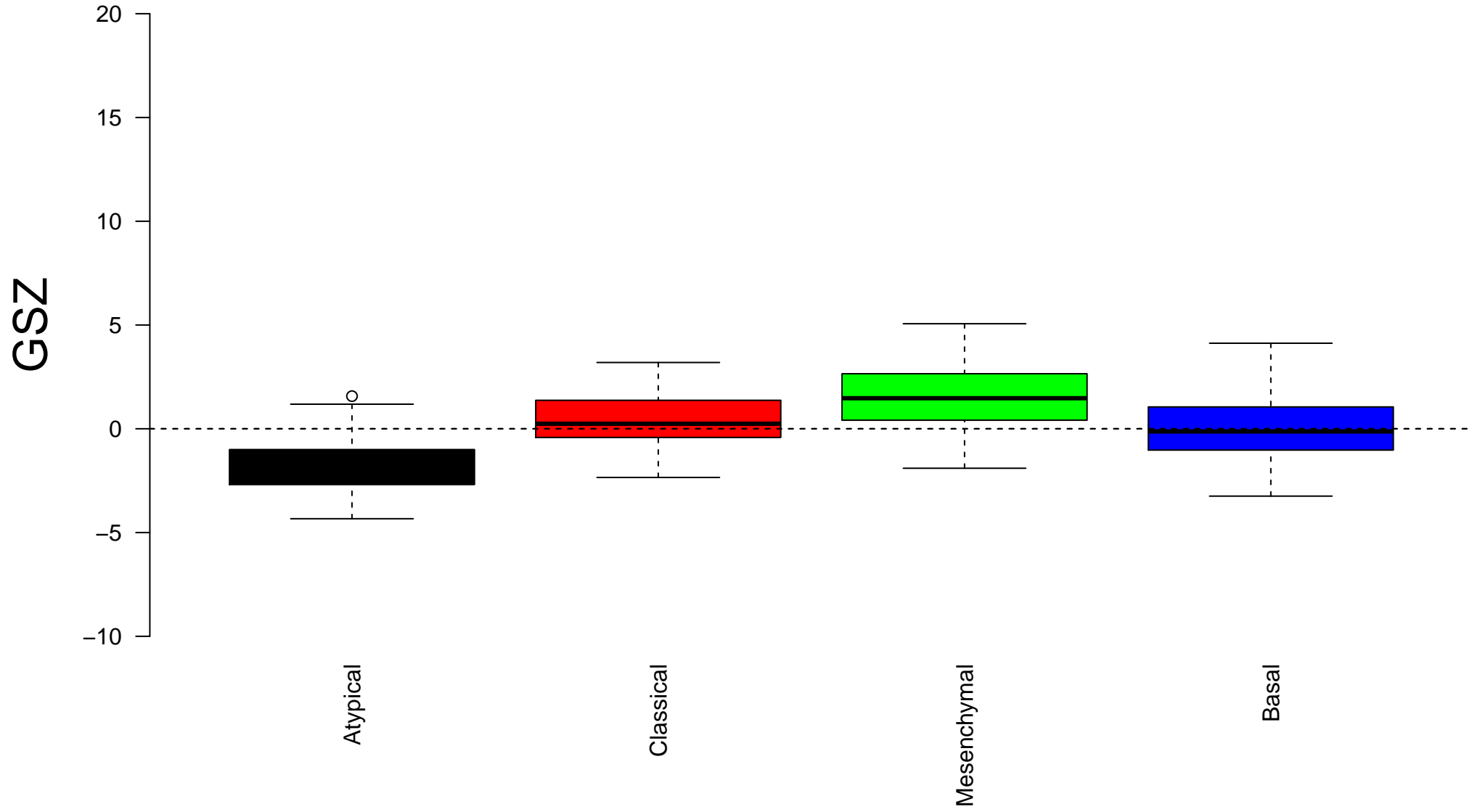


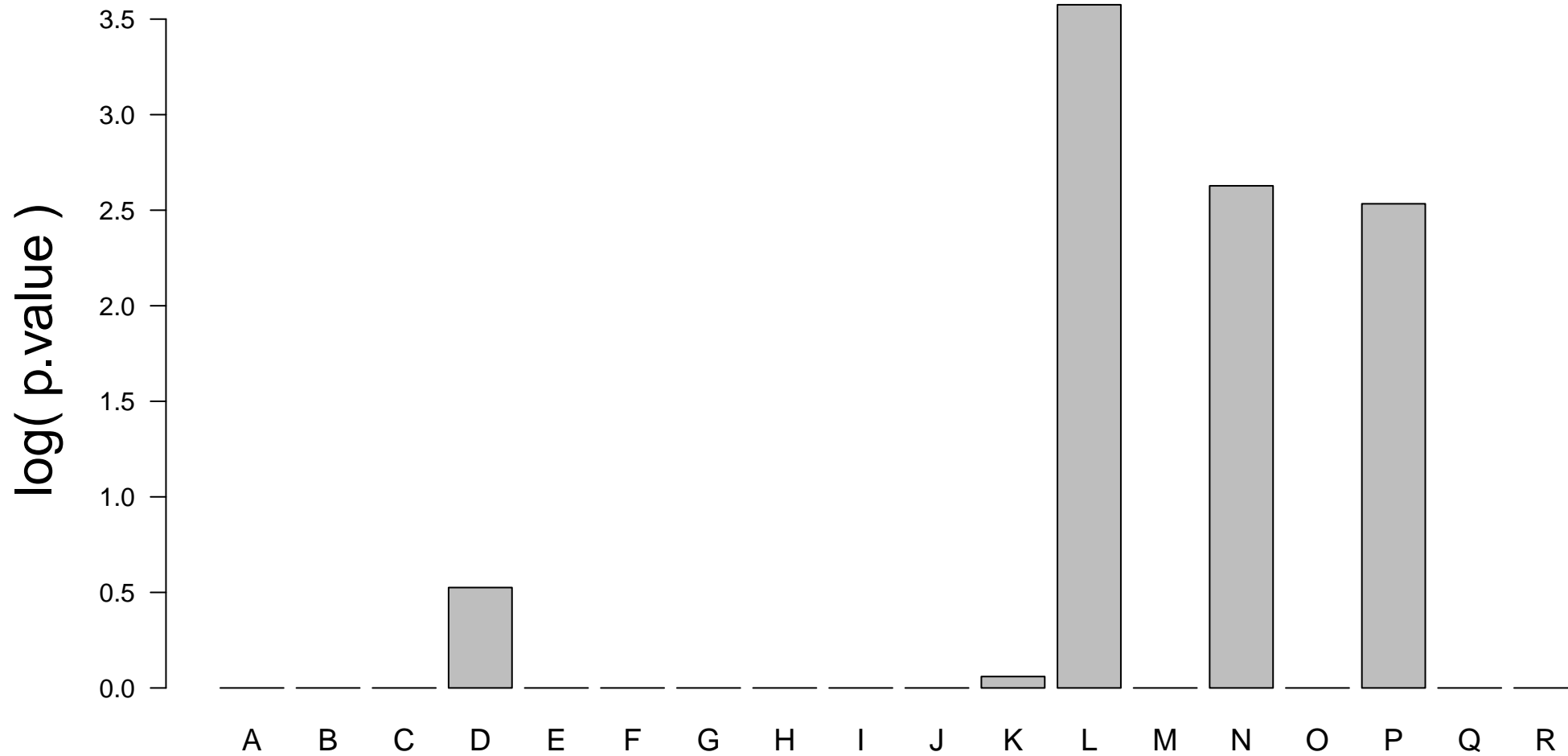
# neuromuscular junction



# neuromuscular junction



### Enrichment in spots: neuromuscular junction



# Expression of neuromuscular junction in Spot A

$\Delta e$

1.5


1.0

0.5

0.0

-0.5

-1.0



# Expression of neuromuscular junction in Spot B

$\Delta e$

1.5


1.0

0.5

0.0

-0.5

-1.0



# Expression of neuromuscular junction in Spot C

$\Delta e$

1.5


1.0

0.5

0.0

-0.5

-1.0



# Expression of neuromuscular junction in Spot D

$\Delta e$

1.5

1.0

0.5


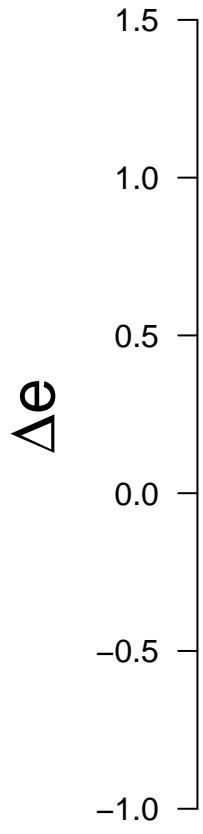
0.0

-0.5

-1.0


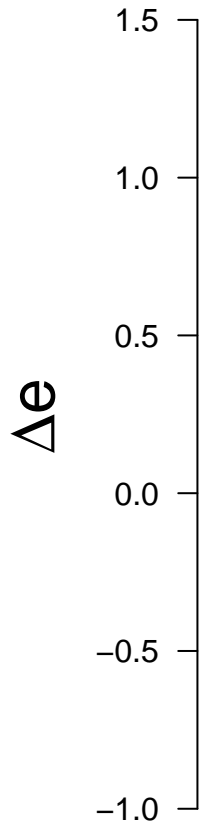


# Expression of neuromuscular junction in Spot E


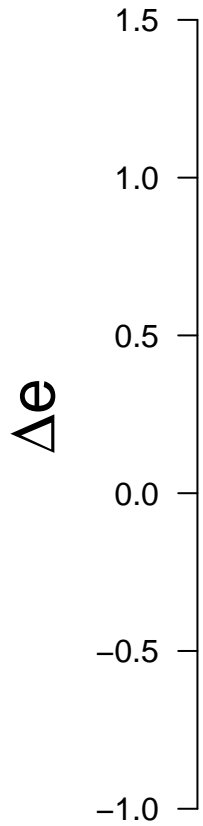




# Expression of neuromuscular junction in Spot F



# Expression of neuromuscular junction in Spot G



# Expression of neuromuscular junction in Spot H

$\Delta e$

1.5


1.0

0.5

0.0

-0.5

-1.0



# Expression of neuromuscular junction in Spot I

$\Delta e$

1.5


1.0

0.5


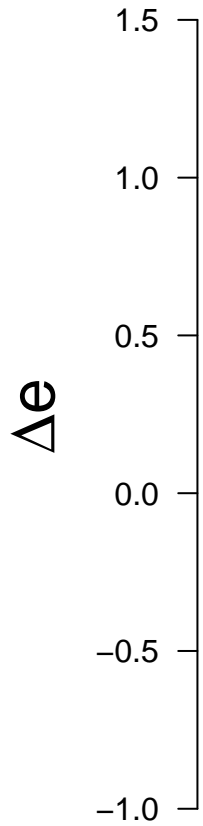
0.0

-0.5

-1.0



# Expression of neuromuscular junction in Spot J



# Expression of neuromuscular junction in Spot K

$\Delta e$

1.5

1.0

0.5

0.0

-0.5

-1.0



# Expression of neuromuscular junction in Spot L

$\Delta e$

1.5

1.0

0.5

0.0

-0.5

-1.0



# Expression of neuromuscular junction in Spot M

$\Delta e$

1.5


1.0

0.5

0.0

-0.5

-1.0





# Expression of neuromuscular junction in Spot N

$\Delta e$

1.5

1.0

0.5

0.0

-0.5

-1.0



# Expression of neuromuscular junction in Spot O

$\Delta e$

1.5


1.0

0.5

0.0

-0.5

-1.0



# Expression of neuromuscular junction in Spot P

$\Delta e$

1.5

1.0

0.5

0.0

-0.5

-1.0



# Expression of neuromuscular junction in Spot Q

$\Delta e$

1.5


1.0

0.5

0.0

-0.5

-1.0



# Expression of neuromuscular junction in Spot R

$\Delta e$

1.5

1.0

0.5

0.0

-0.5

-1.0

